

ARKANSAS-OKLAHOMA STATE FAIR

Sept. 20 – Sept. 28, 2019

CREATIVE ARTS DIVISION CATALOG / PREMIUM LIST

*Sponsored by
Arkansas-Oklahoma Regional
Education & Promotion Association, Inc.
Fort Smith, Arkansas*

*Registration of entries is required no later
than Thursday, August 15, 2019
(see Page 5 and Registration Form)*

*Registered items should be brought to
Kay Rodgers Park for display and judging on
Monday, September 16, 2019
2-6 p.m.*

CREATIVE ARTS CATALOG

TABLE OF CONTENTS

Calendar of Events.....	2
General Rules - Creative Arts Division.....	3
Procedure for Entering Items.....	5
Food Preservation	7
Art - Adult	11
Art - Youth.....	13
Photography.....	15
Clothing	17
Needlework.....	18
Crafts - Adult.....	22
Crafts - Youth	23

For a map of the grounds visit Kay Rodgers Park website:

www.KayRodgersPark.com



1



-- Calendar of Events --
Creative Arts Department
2019 ARKANSAS-OKLAHOMA STATE FAIR

MONDAY, September 16:

2 p.m.- 6 p.m. – Check in Creative Arts Exhibits

FRIDAY, September 20:

4 p.m.- 10 p.m. – Exhibit Center Open - Creative Arts

SATURDAY, September 21:

11 a.m.- 10 p.m. – Exhibit Center Open - Creative Arts

SUNDAY, September 22:

12 noon – 8 p.m. – Exhibit Center Open - Creative Arts

MONDAY, September 23:

4 p.m.- 8 p.m. Exhibit Center Open - Creative Arts

TUESDAY, September 24:

4 p.m. -8 p.m. Exhibit Center Open - Creative Arts

WEDNESDAY, September 25:

8:30 a.m.- 8 p.m. – Exhibitor Center Open - Creative Arts

THURSDAY, September 26:

4 p.m.- 8 p.m. – Exhibit Center Open - Creative Arts

FRIDAY, September 27:

4 p.m.- 10 p.m. – Exhibit Center Open - Creative Arts

SATURDAY, September 28:

10 a.m.- 10 p.m. – Exhibit Center Open - Creative Arts

TUESDAY, October 1:

2 p.m.- 6 p.m. – Creative Arts Exhibits Released

Arkansas - Oklahoma State Fair

Creative Arts Division

Daniel and Gloria Contreras - Advisor

All judging in the Creative Arts Division will be done by qualified judges, and the decision of the judges will be final.

General Rules – Creative Arts Adult and Youth Divisions

1. All exhibits must have been completed since September 15, 2018.
2. Exhibits must be entered in the name of the maker.
3. Soiled articles will not be judged.
4. No exhibit shall be entered in the Arkansas-Oklahoma State Fair a second time.
5. All exhibits will be shown and judged that meet class description and follow department rules.
6. Exhibitors are limited to only one entry in a class. No sets or pairs are allowed unless otherwise indicated in the class description.
7. The management reserves the right to exclude from exhibition any item it deems unworthy or inappropriate.
8. An entry may be reclassified if it does not fit the classification in which the exhibitor entered the item. Should the exhibitor already have an item in the class where the reclassified item should be entered, the item will be disqualified and set aside for the exhibitor to pick up at the conclusion of the fair. A class will not be created to fit the entry when entries are taken.
9. Every possible care will be taken to prevent damage to exhibits; but in no case will the Fair be responsible for damage or loss that may occur.

10. The Danish Point System will be used. Worthy exhibits will be rated Blue, Red, and White based on merit. There will be premium money for all Blue and Red awards.

11. Judges will choose items for “Judge’s Choice” Awards. These items will receive a rosette and will be displayed in a prominent location.

12. Youth entries are open to youth ages 5-19, except where specified in Food Preservation.

13. Youth exhibitors in the Creative Arts Division must reside or attend school in the following counties in the states of Arkansas and Oklahoma:

Arkansas: Benton, Conway, Crawford, Franklin, Johnson, Logan, Perry, Polk, Pope, Scott, Sebastian, Yell, and Washington

Oklahoma: Adair, Cherokee, Delaware, Haskell, Latimer, LeFlore, McCurtain, McIntosh, Muskogee, Pittsburg, Sequoyah, and Wagoner

14. Adult entries are open to persons 20 years of age or older.

15. There is no residency requirement for adult entries in the Creative Arts Division.

16. All persons exhibiting must be on the fair grounds personally or have a representative to check their exhibits in and check them out.

17. Registered entries will be accepted for judging and display at Kay Rodgers Park on Monday, September 16, from 2-6 p.m.

18. **Exhibits will be released and may be removed from 2-6 p.m. on Tuesday, October 1st.**

All exhibits must be removed by 6 p.m. on October 1st, at which time the building will be closed. The Fair will not be responsible for exhibits not claimed by 6 p.m. on October 1. They will become the property of the fair and will be disposed of as seen fit by fair officials.

Procedure for Entering Items in the Creative Arts Division:

1. Check the class listings, general rules, and rules in each department listed in this catalog to determine if you have made items that could be entered as exhibits.
2. Register items: **All exhibitors in the Creative Arts division are required to register items no later than Thursday, August 15, 2019.** To register, each exhibitor must complete an entry form which is located online at www.kayroderspark.com .

Only those forms that are complete will be accepted. Please check form carefully. Mail, deliver, or e-mail to the address on the form, prior to August 15, 2019. (Forms must be **POSTMARKED no later than Aug. 15.**) Exhibitors should confirm that registration has been received by calling 479-783-6176. Every effort will be made to reply to emails confirming receipt; but it is the responsibility of the exhibitor to confirm that registration has been received. **Faxed forms will not be accepted. Entries can be made online through September 1st** – <http://www.arkansasoklahomafair.com/>

Please note -- County group leaders representing Arkansas county fairs should contact the Sebastian County Extension Office concerning the procedure for registration of Food Preservation entries. 479-484-7737

3. Bring the items, or have a representative bring the items, to the Exhibit Center on Monday, September 16, between the hours of 2 and 6 p.m. PLEASE NOTE THAT THOSE ACCEPTING ITEMS ARE VOLUNTEERS. PLEASE DO NOT ARRIVE WITH ENTRIES AT OR AFTER 6 P.M. – be considerate of those who have worked long hours assisting others.

4. Check in at the registration table.

A. Entries will be verified to ensure that they meet class description and guidelines. For example: **Adult art entries must be framed** according to guidelines; **photography MUST NOT be framed, etc.**

B. You will be instructed to take your items to a volunteer who will attach a tag to the appropriate item and give you a claim ticket to use when you pick up your items on Tuesday, October 1st.

C. If entering for a **group**, please separate each individual's items into a bag or container for faster entry. If items are not separated prior to entry, you will be asked to move to a separate table to sort your items.

5. The Exhibit Building will open at 4 p.m. on Friday, September 20th. You will be able to see the ribbon earned on items entered at that time.

6. Items entered may be **checked out and collected on Tuesday, October 1st, between the hours of 2 and 6 p.m.** You will NOT be able to collect or pick up your items prior to 2 p.m. If you are unable to come in person to collect your items, you may send a friend, neighbor, etc. The person collecting your items will need to have your claim ticket stubs from each item that you entered.

7. Take your claim tickets to the area where items were checked in and show claim tickets to the volunteer. The volunteer will collect your item/items, matching your claim ticket with the ticket on the item.

8. After claiming all entries, please go by the registration desk to claim premium money. If premium checks have not been processed by October 1, they will be mailed to you as soon as office staff can complete processing.

9. Once you have properly checked out your items with the superintendent, you are free to take your items home. Thank you for exhibiting in the Creative Arts division of the Arkansas-Oklahoma State Fair!

Food Preservation Regulations:

1. Exhibitors are limited to only one entry in each class. **Youth must be at least 12 years old to enter classes in Food Preservation by pressure canner method.**
2. Check each section for youth age requirements. Items prepared by youth under age 9 may be entered in the adult division under the name of the adult who assisted the youth with the preservation project. A limit of 1 jar per class per exhibitor will be observed.
3. All products must have been canned by the exhibitor since September 15, 2018.
4. **All products must be in standard pint glass jars made for home canning -- except preserves, jams, jellies, dried foods and those preserved by the vinegar and/or sugar method, which may be in standard pint, half-pint, or 12-ounce jars made for home canning.**
5. Each jar must be sealed, have a ring band in place, and be cool when brought for exhibit; except for items entered in the Dried Food categories which do NOT have to be sealed.
6. Jars sealed with paraffin will not be accepted.
7. **All labels, tags, and other numbers attached to, or written on, jars or jar lids from previous fairs, **SHOULD BE REMOVED** from jars before entering. The only label that will be allowed is a small label indicating the type of product. (Example: apple jelly or strawberry jam.)**

NO NAMES OF EXHIBITORS SHOULD BE ON THE JARS.



ADULT SECTION A • YOUTH SECTION B

**FOODS PRESERVED BY THE HOT WATER BATH METHOD:
(Adults and youth ages 9-19)**

<u>Class</u>		<u>Points</u>		
		A	B	C
1.	Apples	4	3	Ribbon
2.	Applesauce	4	3	Ribbon
3.	Berries	4	3	Ribbon
4.	Peaches	4	3	Ribbon
5.	Pears	4	3	Ribbon
6.	Sauerkraut	4	3	Ribbon
7.	Tomatoes	4	3	Ribbon
8.	Tomato Juice	4	3	Ribbon

ADULT SECTION A • YOUTH SECTION B


**FOODS PRESERVED BY THE PRESSURE CANNER METHOD:
(Adults and youth ages 12-19)**

		A	B	C
9.	Green Beans (no whole green beans)	4	3	Ribbon
10.	Greens	4	3	Ribbon
11.	Field Peas (“southern peas” –including black-eyed peas, crowder peas, purple-hull, cow peas, etc.)	4	3	Ribbon
12.	Corn – Whole Kernel	4	3	Ribbon
13.	Soup Mixture	4	3	Ribbon
14.	Carrots	4	3	Ribbon

AND/OR SUGAR METHOD:

(Adults and youth ages 9-19)

<u>Class</u>	<u>Points</u>			
	A	B	C	
15.	Bread and Butter Pickles	4	3	Ribbon
16.	Beet Pickles	4	3	Ribbon
17.	Dill Cucumber Pickles	4	3	Ribbon
18.	Mixed Pickles (jar must include at least 2 different vegetables in addition to garlic or onion)	4	3	Ribbon
19.	Sweet Cucumber Pickles	4	3	Ribbon
20.	Hot Sauce (salsa, taco or picante sauce)	4	3	Ribbon
21.	Relish (pickle relish, chow-chow, piccalilli, etc.)	4	3	Ribbon
22.	Squash Pickles	4	3	Ribbon
23.	Okra Pickles	4	3	Ribbon
24.	Pickled Peppers (any variety)	4	3	Ribbon



ADULT SECTION A • YOUTH SECTION B

**PRESERVES AND JAMS:
(Adults and youth ages 9-19)**

<u>Class</u>	<u>Points</u>		
	A	B	C
25. Berry Preserves or Jam	4	3	Ribbon
26. Peach Preserves or Jam	4	3	Ribbon
27. Pear Preserves or Jam	4	3	Ribbon
28. Fruit Butter	4	3	Ribbon

**JELLY:
(Adults and youth ages 9-19)**

<u>Class</u>	<u>Points</u>		
	A	B	C
29. Berry Jelly	4	3	Ribbon
30. Grape or Muscadine Jelly	4	3	Ribbon
31. Apple Jelly	4	3	Ribbon
32. Plum Jelly	4	3	Ribbon

**DRIED FOODS:
(Adults and youth ages 9-19)**

Entries must be exhibited in a canning jar with lid and ring band in place. The jar does not have to be sealed. Jar must be filled to within ½ inch from the top of the jar.

<u>Class</u>	<u>Points</u>		
	A	B	C
33. Dried Fruit	4	3	Ribbon
34. Dried Vegetable	4	3	Ribbon
35. Dried Herb	4	3	Ribbon
36. Meat Jerky	4	3	Ribbon

1. Exhibits must be original work of the exhibitor and not previously shown at the Arkansas-Oklahoma State Fair.
2. Subject: No copyrighted cartoon characters allowed. All entries must be appropriate for viewing by all audiences. The decision of the department superintendent is final!
3. Definitions:
Still Life - an arrangement of inanimate (non-living), everyday objects, whether natural objects (flowers, food, etc.) or manufactured items (books, bottles, etc.)
Living - must be capable of movement on its own power – a living person or animal.
4. All artwork must be on canvas, paper or untreated Masonite canvas-boards and must be graphic representations using pen, pencil, pastel, paint or charcoal. Painting on metal, glass or wood should be entered in the Crafts department.

Preparation of Artwork:

A. Only framed entries will be accepted.

B. Size: Artwork itself, no smaller than 5x7" and no larger than 24x30".
Frames – no smaller than 8x10".

C. All artwork must be framed according to the following guidelines: Art should be ready to hang with a standard picture wire hanger consisting of picture wire stretched between eye hooks screwed into the frame. No saw-tooth hangers, soft drink tab hangers, string, twist-tie, or filament hangers will be acceptable for any framed entry. Picture wire, if securely attached to a saw-tooth hanger by the exhibitor, will be accepted.

Please note that all framed entries will be inspected for size and proper attachment of standard picture wire. This is being done to ensure that all framed entries meet catalog requirements. Thank you for your patience and cooperation.



SECTION C Art - Adult

<u>Class</u>	<u>Points</u>			
	A	B	C	
37.	Oil – Scenery	10	8	Ribbon
38.	Oil – Still Life (an arrangement of objects)	10	8	Ribbon
39.	Oil – Living (a person or animal)	10	8	Ribbon
40.	Acrylic – Scenery	10	8	Ribbon
41.	Acrylic – Still Life	10	8	Ribbon
42.	Acrylic – Living	10	8	Ribbon
43.	Watercolor – Scenery	10	8	Ribbon
44.	Watercolor – Still Life	10	8	Ribbon
45.	Watercolor – Living	10	8	Ribbon
46.	Mixed Medium – Scenery	10	8	Ribbon
47.	Mixed Medium – Still Life	10	8	Ribbon
48.	Mixed Medium – Living	10	8	Ribbon
49.	Charcoal – Scenery	10	8	Ribbon
50.	Charcoal – Still Life	10	8	Ribbon
51.	Charcoal – Living	10	8	Ribbon
52.	Oil Pastel – Scenery	10	8	Ribbon
53.	Oil Pastel – Still Life	10	8	Ribbon
54.	Oil Pastel – Living	10	8	Ribbon
55.	Chalk Pastel – Scenery	10	8	Ribbon
56.	Chalk Pastel – Still Life	10	8	Ribbon
57.	Chalk Pastel – Living	10	8	Ribbon
58.	Pencil, Black & White – Scenery	10	8	Ribbon
59.	Pencil, Black & White – Still Life	10	8	Ribbon
60.	Pencil, Black & White – Living	10	8	Ribbon
61.	Pencil, Color – Scenery	10	8	Ribbon
62.	Pencil, Color – Still Life	10	8	Ribbon
63.	Pencil, Color – Living	10	8	Ribbon
64.	Pen & Ink – Scenery	10	8	Ribbon
65.	Pen & Ink – Still Life	10	8	Ribbon
66.	Pen & Ink – Living	10	8	Ribbon
67.	Scratch Board (Pen & Ink)	10	8	Ribbon
68.	Misc. - Other than what is listed above	10	8	Ribbon

Art - Youth ages 5-19 - SECTION D

Rules:

1. Exhibits must be original work of the exhibitor and not previously shown at the Arkansas-Oklahoma State Fair. **No paint- or color-by-number, or other art kits, will be allowed.**
2. Subject: No copyrighted cartoon characters allowed. All entries must be appropriate for viewing by all audiences. The decision of the department superintendent is final!
3. Definitions:
Still Life - an arrangement of inanimate (non-living), everyday objects, whether natural objects (flowers, food, etc.) or manufactured items (books, bottles, etc.)
Living - must be capable of movement on its own power – a living person or animal.
4. All entries must be on canvas, paper or untreated Masonite canvas-boards and must be graphic representations using pen, pencil, pastel, paint or charcoal. Painting on glass, metal or wood should be entered in the Crafts department.

Preparation of artwork:

Youth art display fixtures prohibit the use of frames; therefore, only matted or mounted art will be accepted in the youth division — no frames or glass. Art work may be over-wrapped in clear plastic if desired.

Youth with framed entries may enter their work in the Adult Art Department and must abide by all size and preparation rules for the Adult Art Department.

- A. Size: Artwork done on paper should be no smaller than 5x7" and no larger than 12x18".
- B. Stretched canvas or canvas-board entries should be unframed and must meet the minimum and maximum sizes in part D below.
- C. Items **not** painted on stretched canvas or canvas-board must be mounted or matted with a stiff backing. **No** entries will be accepted matted with, or mounted on, poster board, card stock or construction paper – these items are not heavy enough to stay on the display stand, and they tend to curl up.
- D. Hangers are not required.
- E. **Minimum total size of entry including mat or mount is 8x10"; maximum size including mat or mount is 18x24".**

Art – Youth - SECTION D

<u>Class</u>	<u>Points</u>			
	<u>A</u>	<u>B</u>	<u>C</u>	
71.	Oil – Scenery	10	8	Ribbon
72.	Oil – Still Life (an arrangement of objects)	10	8	Ribbon
73.	Oil – Living (a person or animal)	10	8	Ribbon
74.	Acrylic – Scenery	10	8	Ribbon
75.	Acrylic – Still Life	10	8	Ribbon
76.	Acrylic – Living	10	8	Ribbon
77.	Watercolor – Scenery	10	8	Ribbon
78.	Watercolor – Still Life	10	8	Ribbon
79.	Watercolor – Living	10	8	Ribbon
80.	Mixed Medium – Scenery	10	8	Ribbon
81.	Mixed Medium – Still Life	10	8	Ribbon
82.	Mixed Medium – Living	10	8	Ribbon
83.	Charcoal – Scenery	10	8	Ribbon
84.	Charcoal – Still Life	10	8	Ribbon
85.	Charcoal – Living	10	8	Ribbon
86.	Oil Pastel – Scenery	10	8	Ribbon
87.	Oil Pastel – Still Life	10	8	Ribbon
88.	Oil Pastel – Living	10	8	Ribbon
89.	Chalk Pastel – Scenery	10	8	Ribbon
90.	Chalk Pastel – Still Life	10	8	Ribbon
100.	Chalk Pastel – Living	10	8	Ribbon
101.	Pencil, Black & White – Scenery	10	8	Ribbon
102.	Pencil, Black & White – Still Life	10	8	Ribbon
103.	Pencil, Black & White – Living	10	8	Ribbon
104.	Pencil, Color – Scenery	10	8	Ribbon
105.	Pencil, Color – Still Life	10	8	Ribbon
106.	Pencil, Color – Living	10	8	Ribbon
107.	Pen & Ink – Scenery	10	8	Ribbon
108.	Pen & Ink – Still Life	10	8	Ribbon
109.	Pen & Ink – Living	10	8	Ribbon
110.	Scratch Board	10	8	Ribbon
111.	Tempera Drawing	10	8	Ribbon
112.	Crayon or Colored Marker Drawing	5	3	Ribbon
113.	Misc – Other than what is listed above	10	8	Ribbon

Photography Adult and Youth ages 5-19

Rules:

1. Photos for exhibit must have been taken by the exhibitor and not previously shown at the Arkansas-Oklahoma State Fair.
2. Subjects: All entries must be appropriate for viewing by all audiences.
3. Class definitions:
Still Life - an arrangement of inanimate (non-living), everyday objects, whether natural objects (flowers, food, etc.) or manufactured items (books, bottles, etc.)
Action - subject should be in action-type activity -- sports, horse racing, car racing, etc.
Portrait - Photos of people

Preparation of Photographs:

Photography display fixtures prohibit the use of frames; **therefore, only matted or mounted photography will be accepted** – no frames or glass. Matted photos may be over-wrapped in clear plastic if desired. Hangers are NOT required

A. Size: Photograph should be no smaller than 4"x6" and no larger than 16"x 20".

B. Matting or mounting specifications:

1. Use standard mat board, or other stiff materials that are at least the weight of mat-board. No poster board, construction paper or lighter-weight paper mats or mounts will be accepted.
2. **Minimum** total size of entry including mat or mount is 8x10".
3. **Maximum** total size of entry including mat or mount is 20x24".

No lettering is permitted on the front of mount or on the photo.

SPECIAL AWARDS:

*Bedford Camera and Video, of Fort Smith, will give:
\$75.00 gift certificate to Youth Judge's Choice Photograph
\$75.00 gift certificate to Adult Judge's Choice Photograph*

**ADULT SECTION E
YOUTH SECTION F
Photography – Adult and Youth**

Class		Points		
		A	B	C
116.	Portrait, color	6	4	Ribbon
117.	Landscape or Seascape, color	6	4	Ribbon
118.	Still Life, color	6	4	Ribbon
119.	Animals, color	6	4	Ribbon
120.	Flowers and Nature, color	6	4	Ribbon
121.	Architecture, Industrial and Buildings, color	6	4	Ribbon
122.	Action (not duplicate of class subject listed above), color	6	4	Ribbon
123.	Portrait, black & white	6	4	Ribbon
124.	Landscape or Seascape, black & white	6	4	Ribbon
125.	Still Life, black & white	6	4	Ribbon
126.	Animals, black & white	6	4	Ribbon
127.	Flowers and Nature, black & white	6	4	Ribbon
128.	Architecture, Industrial and Buildings, black & white	6	4	Ribbon
129.	Action (not duplicate of class subject listed above), black & white	6	4	Ribbon
130.	Misc. – Other than what is listed above	6	4	Ribbon



**ADULT SECTION G
YOUTH SECTION H**

Clothing- Adult and Youth Ages 5-19

(All entries must be sewn, either by hand or by machine.)

Class	Points		
	A	B	C
135. Infant's Clothing Item	6	4	Ribbon

CHILDREN'S CLOTHING - (must be children's sizes, no misses' or junior sizes)

136. Child's Dress	6	4	Ribbon
137. Child's Shorts or Split Skirt	4	2	Ribbon
138. Child's Blouse or Shirt	6	4	Ribbon
139. Child's Slacks	4	2	Ribbon
140. Child's Jumper or Overalls	6	4	Ribbon

MEN'S, WOMEN'S, MISSES', OR JUNIOR SIZES –

141. Two-Piece Ensemble (Top and Skirt or Slacks)	12	6	Ribbon
142. Coat, Jacket, or Cape	10	6	Ribbon
143. Dress	10	5	Ribbon
144. Jumper or Overalls	6	4	Ribbon
145. Sleepwear, Loungewear, or Lingerie	6	4	Ribbon
146. Slacks, Skirt, or Shorts (must have waistband and button or zipper closure)	6	4	Ribbon
147. Slacks, Skirt or Shorts – elastic waist	4	2	Ribbon
148. Blouse or Shirt	6	4	Ribbon
149. Vest, lined	6	4	Ribbon
150. Apron	4	2	Ribbon
151. Hat, Scarf or Collar	4	2	Ribbon
152. Tote Bag or Purse	4	2	Ribbon
153. Patriotic Clothing or Sewn Accessory Item (red, white and blue)	5	3	Ribbon
154. Christmas Clothing or Sewn Accessory Item	5	3	Ribbon
155. Miscellaneous Baby Accessory Item ("bloppy cover," sling, etc.)	4	2	Ribbon
156. Miscellaneous Sewn Item (not duplicate of class above)	4	2	Ribbon

ADULT SECTION I - YOUTH SECTION J
Needlework – Adult and Youth ages 5-19

Section A: HOME FURNISHINGS (*sewn items only – no needlework, creative stitchery or quilting*)

Class	Points			
	A	B	C	
160.	Braided or Hooked Rug	6	4	Ribbon
161.	Household or Table Linen (pillowcase, tea towel, tablecloth, placemat, or table runner – placemat must be 12"x18")	4	3	Ribbon
162.	Casserole Cover or Carrier	4	3	Ribbon
163.	Pillow, No Quilting or Needlework	5	3	Ribbon
164.	Quillow, Coverlet or Blanket (no needlework; can be pre-quilted fabric, tied, etc.)	6	4	Ribbon
165.	Faux Chenille Home Furnishings Item	6	4	Ribbon
166.	Quilt Top	15	10	Ribbon
167.	Patriotic Item (red, white and blue – from class list in Section A – Home Furnishings)	5	3	Ribbon
168.	Christmas Item (stocking, tree skirt or any item from list in Section A)	5	3	Ribbon
169.	Miscellaneous (not duplicate of class above)	4	3	Ribbon

Section B: QUILTING (no pre-quilted fabric items allowed)
QUILTS SHOULD HAVE A 4" SLEEVE FOR HANGING.

Class	Points			
	A	B	C	
171.	Pieced Quilt or Coverlet	24	18	Ribbon
172.	Hand Appliquéd Quilt or Coverlet	24	18	Ribbon
173.	Machine Appliquéd Quilt or Coverlet	24	18	Ribbon
174.	Mixed Techniques Quilt or Coverlet	24	18	Ribbon
175.	Whole Cloth Quilt or Coverlet	24	18	Ribbon
176.	Baby or Crib Quilt	12	9	Ribbon
177.	Quilted Wall Hanging or Miniature Quilt (smaller than bed size)	10	7	Ribbon
178.	Patriotic Quilt	24	18	Ribbon
179.	Patriotic Wall Hanging or Miniature Quilt (smaller than bed size)	10	7	Ribbon
180.	Christmas Quilt	24	18	Ribbon
181.	Christmas Wall Hanging or Miniature Quilt (smaller than bed size)	10	7	Ribbon
182.	Embroidered Quilt	24	18	Ribbon
183.	Quilt made or Quilted by a Group (3 or more persons)	24	18	Ribbon
184.	Miscellaneous (not duplicate of class above)	24	18	Ribbon


NEEDLEWORK TECHNIQUES - CREATIVE STITCHERY

Framed entries must be ready to hang with a standard picture wire hanger.

No saw-tooth hangers, soft drink tab hangers, string or filament hangers will be accepted.

Picture wire securely attached to a saw-tooth hanger will be accepted. Maximum size of framed articles is 3' x 3', including frame.

<u>Class</u>	<u>Points</u>		
	A	B	C
185. Crewel Embroidery Item	8	5	Ribbon
186. Hand Embroidery Item	8	5	Ribbon
187. Machine Embroidery Item	5	4	Ribbon
188. Embroidery Item Not Listed Above (includes Huck or Swedish, Brazilian, Ribbon, Bargello, Hardanger, or Russian)	8	5	Ribbon
189. Needlepoint Item	6	4	Ribbon
190. Plastic Canvas item	4	3	Ribbon
191. Counted Cross-Stitch Item	8	5	Ribbon
192. Hand Appliquéd Item	5	4	Ribbon
193. Machine Appliquéd Item	5	4	Ribbon
194. Candlewick Item	4	3	Ribbon
195. Smocked Item	6	4	Ribbon
196. Tenerife Item (chicken scratch)	4	3	Ribbon
197. Black Work, Battenberg Lace, or French Hand-Sewing Item	8	5	Ribbon
198. Tatted Item	8	5	Ribbon
199. Latch-Hook Item	4	3	Ribbon
200. Pillow with Creative Stitchery	5	4	Ribbon
201. Table or Bed Linen with Creative Stitchery	5	4	Ribbon
202. Patriotic Item (from class list in Section C - Creative Stitchery)	5	3	Ribbon
203. Christmas Stocking, Tree Skirt (or other item from class list in Section C)	5	3	Ribbon
204. Miscellaneous (not duplicate of class above)	5	3	Ribbon



CROCHET

Class		Points		
		A	B	C
205.	Miscellaneous (not duplicate of class below)	4	3	Ribbon
206.	Crocheted Afghan	10	7	Ribbon
207.	Crocheted Baby Afghan	8	6	Ribbon
208.	Crocheted Bedspread or Tablecloth	20	15	Ribbon
209.	Other Crocheted Household Linen (Rug, Placemat, Pillow, Doily, Dishcloth)	6	4	Ribbon
210.	Crocheted Baby Clothing Item (Not duplicate of another crochet class)	4	3	Ribbon
211.	Crocheted Child's Clothing Item (Not duplicate of another crochet class)	4	3	Ribbon
212.	Crocheted Ladies' Clothing Item (Not duplicate of another crochet class)	4	3	Ribbon
213.	Crocheted Men's Clothing Item (Not duplicate of another crochet class)	4	3	Ribbon
214.	Crocheted Scarf, Hat or Cap	4	3	Ribbon
215.	Crocheted Slippers or Baby Booties	4	3	Ribbon
216.	Crocheted Shawl or Poncho	4	3	Ribbon
217.	Crocheted Purse or Tote	4	3	Ribbon
218.	Filet Crochet Item	8	5	Ribbon
219.	Patriotic Item (from class list in Section D - Crochet)	4	3	Ribbon
220.	Crocheted Christmas Item	4	3	Ribbon
221.	Crocheted Doll Clothing (displayed on doll)	4	3	Ribbon
222.	Crocheted Doll or Toy (suitable for child's play)	4	3	Ribbon
223.	Crocheted Socks	4	3	Ribbon
224.	Pillowcase with crocheted trim	3	2	Ribbon
225.	Dresser Scarf with crocheted trim	3	2	Ribbon
226.	Miscellaneous (not duplicate of class above)	3	2	Ribbon

KNITTING (Entire item must be knitted. Items with only knitted trim not accepted.)

227.	Knitted Afghan	10	7	Ribbon
228.	Knitted Baby Afghan	8	6	Ribbon
229.	Other Knitted Household Linen (Rug, Placemat, Pillow, Doily)	6	4	Ribbon
230.	Knitted Baby Clothing Item (Not duplicate of another knitting class)	4	3	Ribbon
231.	Knitted Child's Clothing Item (Not duplicate of another knitting class)	4	3	Ribbon
232.	Knitted Ladies' Clothing Item (Not duplicate of another knitting class)	4	3	Ribbon
233.	Knitted Men's Clothing Item (Not duplicate of another knitting class)	4	3	Ribbon
234.	Knitted Scarf, Hat or Cap (includes felted items)	4	3	Ribbon
235.	Knitted Slippers or Baby Booties	4	3	Ribbon
236.	Knitted Shawl or Poncho	4	3	Ribbon
237.	Knitted Gloves or Mittens	4	3	Ribbon
238.	Knitted Purse or Tote (includes felted items)	4	3	Ribbon
239.	Patriotic Item (from class list in Section E - Knitting)	4	3	Ribbon
240.	Knitted Christmas Item	4	3	Ribbon
241.	Knitted Doll Clothing (displayed on doll)	4	3	Ribbon
242.	Knitted Doll or Toy (suitable for child's play)	4	3	Ribbon
243.	Knitted Socks	4	3	Ribbon
244.	Miscellaneous (not duplicate of class above)	4	3	Ribbon



SECTION K

Crafts - Adult

Framed entries must be ready to hang with a standard picture wire hanger.

No saw-tooth hangers, soft drink tab hangers, string, twist-tie, or filament hangers will be accepted. Picture wire securely attached to a saw-tooth hanger by the exhibitor will be accepted.

Items meant to be displayed by hanging MUST have a device by which to hang the item.

Rules for framed entries apply.

Items may have stitching, but should not be duplicates of other classes listed in another section of this catalog.

Portraits, pictures, mixed media and other graphic artwork will not be accepted into this category.

Holiday items must include some symbol typically associated with the holiday; for example:

Christmas: Santa, bell, snowman, angel, tree, candy cane, etc.


Halloween: Jack-o-lantern, witch, ghost, skeleton, bat, spider, etc.


Thanksgiving: Pumpkin, turkey, Pilgrim, corn, haystack, etc.

Easter: Rabbit, chick, egg, cross, lily, etc.

No needlework allowed.

Class		Points		
		A	B	C
245.	Christmas Decorative Item (no ornaments or jewelry)	4	3	Ribbon
246.	Christmas Tree Ornament	3	2	Ribbon
247.	Holiday Decorative Item, Other Than Christmas (no jewelry)	4	3	Ribbon
248.	Ceramic or Pottery Item (no jewelry)	4	3	Ribbon
249.	Decorative Painting (a scene or object painted on glass, metal or wood -- no jewelry)	4	3	Ribbon
250.	Jewelry Item (must be hand-made)	3	2	Ribbon
251.	Hand-crafted Doll or Toy (Suitable for Child's Play - <u>not</u> a dressed purchased doll; must be entirely made by exhibitor)	5	4	Ribbon





SECTION K

Crafts – Adult

<u>Class</u>		<u>Points</u>		
		A	B	C
252.	Fabric-Covered Basket, Box, Photo Album or Easel-Backed Frame	5	4	Ribbon
253.	Stained-Glass Windowpane or Hanging Piece (no jewelry)	5	4	Ribbon
254.	Hand-woven Basket - Natural Materials (no paper or fabric)	5	4	Ribbon
255.	Item constructed from wood pieces (no jewelry – not duplicate of another class)	10	6	Ribbon
256.	Woodcarving (spindle turning, bowl, hollow vessel, decorative turning or other carved item -- no jewelry)	10	6	Ribbon
257.	Wood-Burning Item (“pyrography” – etching on wood with heat)	5	4	Ribbon
258.	Native American Craft item (no jewelry)	5	4	Ribbon
259.	Door Decoration, Wreath, Swag, Decorated Hat or Fan (must have hanger --cannot be made entirely of paper)	4	3	Ribbon
260.	Metal or Leather Craft Item (no jewelry)	5	4	Ribbon
261.	Decorated or Painted Dried Gourd	4	3	Ribbon
262.	Decorative Bird House	4	3	Ribbon
263.	Patriotic Craft Item (red, white, and blue – no jewelry)	4	3	Ribbon
264.	Decorated Purse or Tote Bag – no needlework	4	3	Ribbon
265.	Terra-cotta Pot Art (no jewelry)	4	3	Ribbon
266.	Acid-Etching Article (no jewelry)	5	3	Ribbon
267.	Embellished Clothing item	4	3	Ribbon
268.	Scrapbook Page (size 8½ x11” or 12x12” -- must be in a page protector)	5	3	Ribbon
269.	Seashell Craft Item (no jewelry) (no simple painted shell)	3	2	Ribbon
270.	Rock or Stone Carving Item (no jewelry) (no simple painted shell)	5	3	Ribbon
271.	Hand-made Greeting Card (may be Holiday, Birthday, Anniversary, Sympathy, etc. --minimum size 4x4”, maximum size 8x10”)	5	3	Ribbon
272.	Miscellaneous (not duplicate of class above)	5	3	Ribbon



SECTION L Crafts – Youth ages 5-19

Framed entries must be ready to hang with a standard picture wire hanger. No saw-tooth hangers, soft drink tab hangers, twist-tie, or filament hangers will be accepted. Picture wire securely attached to a saw-tooth hanger will be accepted.

Items meant to be displayed by hanging MUST have a device by which to hang the item. Rules for framed entries apply.

Items may have stitching, but should not be duplicates of other classes listed in another section of this catalog.

Portraits, pictures, mixed media, and other graphic artwork will not be accepted in this category.

No needlework allowed.

Holiday items must include some symbol typically associated with the holiday; for example:

Christmas: Santa, bell, snowman, angel, tree, candy cane, etc.

Halloween: Jack-o-lantern, witch, ghost, skeleton, bat, spider, etc.

Thanksgiving: Pumpkin, turkey, Pilgrim, corn, haystack, etc.

Easter: Rabbit, chick, egg, cross, lily, etc.

Class		Points		
		A	B	C
273.	Christmas Decorative Item (no tree ornaments or jewelry)	4	3	Ribbon
274.	Christmas Tree Ornament	3	2	Ribbon
275.	Holiday Decorative Item, Other Than Christmas (no jewelry)	4	3	Ribbon
276.	Stenciling (<u>not</u> on paper - no jewelry)	4	3	Ribbon
277.	Decoupage <u>or</u> Reverse Decoupage Item (no jewelry)	4	3	Ribbon
278.	Model Car or Airplane	3	2	Ribbon
279.	Fabric Covered Basket, Box, Photo Album or Easel-Backed Frame	5	4	Ribbon
280.	Hand-Woven Basket – natural materials (no paper or fabric)	5	4	Ribbon
281.	Door Decoration, Wreath, Swag, Decorated Hat or Fan (must have hanger – not made entirely of paper)	4	3	Ribbon
282.	Imitation Stained Glass item (no jewelry)	3	2	Ribbon

SECTION L Crafts – Youth

Class		Points		
		A	B	C
283.	Item constructed from wood pieces (not duplicate of another class- no jewelry)	10	6	Ribbon
284.	Woodcarving (spindle turnings, bowls, hollow vessels, decorative turnings or other carved item - no jewelry)	10	6	Ribbon
285.	Hand-made Wooden Bird House (must be free-standing or wired for hanging)	4	3	Ribbon
286.	Decorative Bird House (may be strictly ornamental, or may be a functional bird house)	4	3	Ribbon
287.	Wood-Burning Item (“pyrography” – etching on wood with heat)	5	4	Ribbon
288.	Native American Craft Item (no jewelry)	5	4	Ribbon
289.	Metal or Leather Craft Item (no jewelry)	4	3	Ribbon
290.	Seashell Craft Item (no jewelry) (no simple painted shell)	4	3	Ribbon
291.	Rock or Stone Carving Item (no jewelry) (no simple painted shell)	5	3	Ribbon
292.	Embellished Clothing Item	4	3	Ribbon
293.	Jewelry Item (must be handmade)	4	3	Ribbon
294.	“Creative Recycling” Item (made of used items from home, work or school – no jewelry)	3	2	Ribbon
295.	Patriotic Craft item (red, white and blue - no jewelry)	4	3	Ribbon
296.	Decorated Purse or Tote Bag (no needlework)	4	3	Ribbon
297.	Decorated or Painted Dried Gourd (no jewelry)	4	3	Ribbon
298.	Terra Cotta Pot Art (no jewelry)	4	3	Ribbon
299.	Handcrafted Doll or Toy (suitable for child’s play, <u>not</u> a dressed purchased doll; must be entirely made by exhibitor)	5	4	Ribbon
300.	Decorative Painting (a scene or object painted on glass, metal, plastic or wood –no jewelry)	4	3	Ribbon
301.	Scrapbook Page (size 8 ½ x 11” or 12 x 12” – must be in a page protector)	5	3	Ribbon
302.	Hand-made Greeting Card (may be Holiday, Birthday, Anniversary, Sympathy, etc. – minimum size 4x4”, maximum size 8x10”)	5	3	Ribbon
303.	Miscellaneous	4	3	Ribbon

